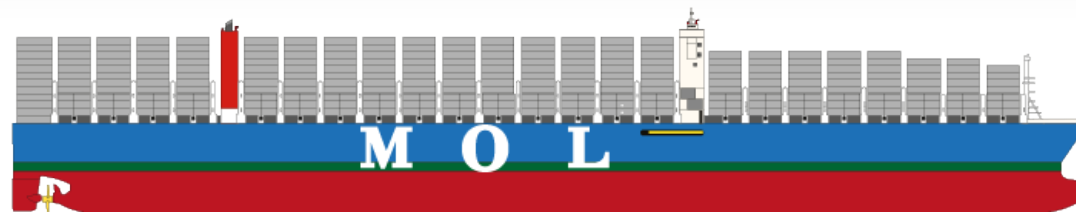




Container vessels: size trend

MOL TRIUMPH



More than 20,000 TEU


Built 2017

400 m

59 m

16.0 m

MOL QUEST



More than 14,000 TEU


Built 2013

368 m

54 m

15.5 m

MOL CELEBRATION



More than 8,000 TEU

Built 2008

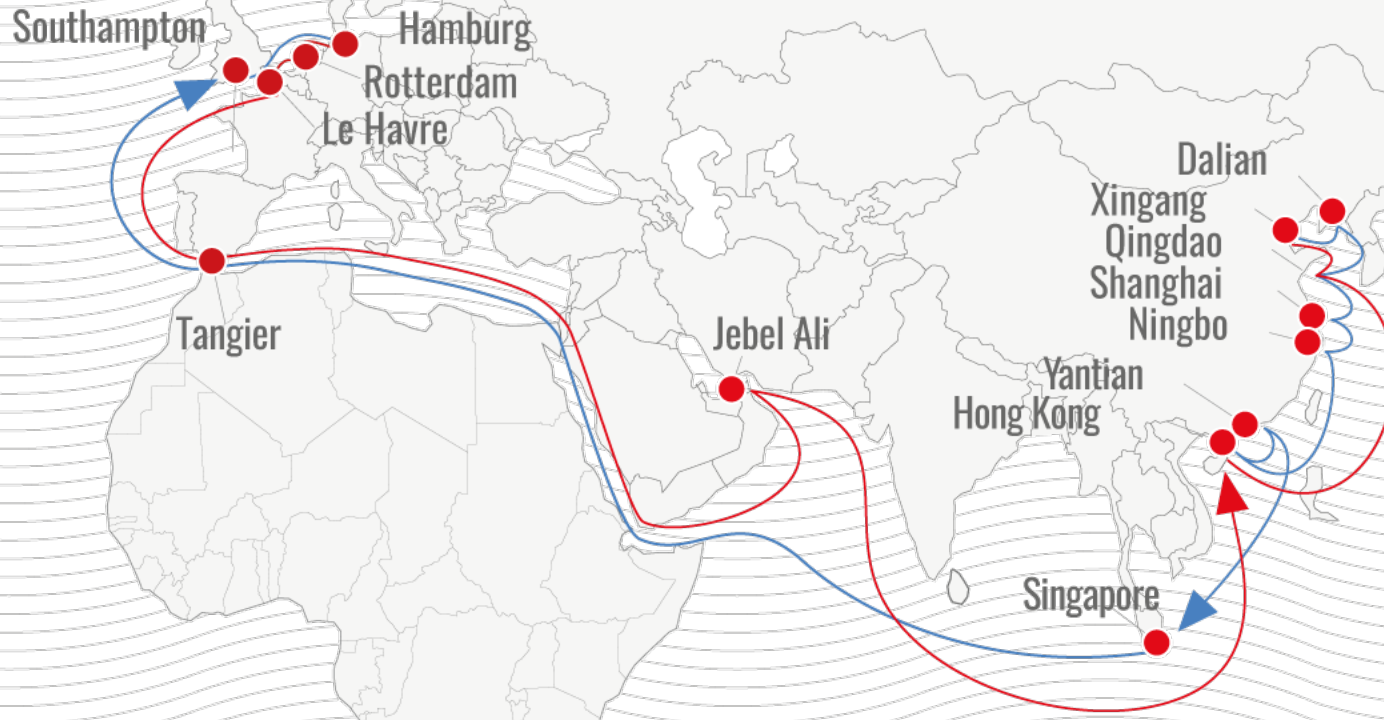
316 m

45 m

14.5 m



THE Alliance FE2 service



- Westbound
- Eastbound

Transport peaks caused by mega-ship calls



Handling up to 14,500 TEU

Loading/Unloading Mega-ship of 20,000 TEU Class



Transshipment
5,410 TEU



Hinterland
9,090 TEU



3,159 Trucks

5,055 TEU



47 Block Trains

3,845 TEU



2 Inland Craft

190 TEU

High transport quantities into hinterland require upgrading of landside infrastructure